


Meine Leserolle

zu dem Buch:

---

der Autorin / des Autors:


---




Klebefläche



Klebefläche



Klebefläche



# Buchsteckbrief

Titel:

---

Autor:

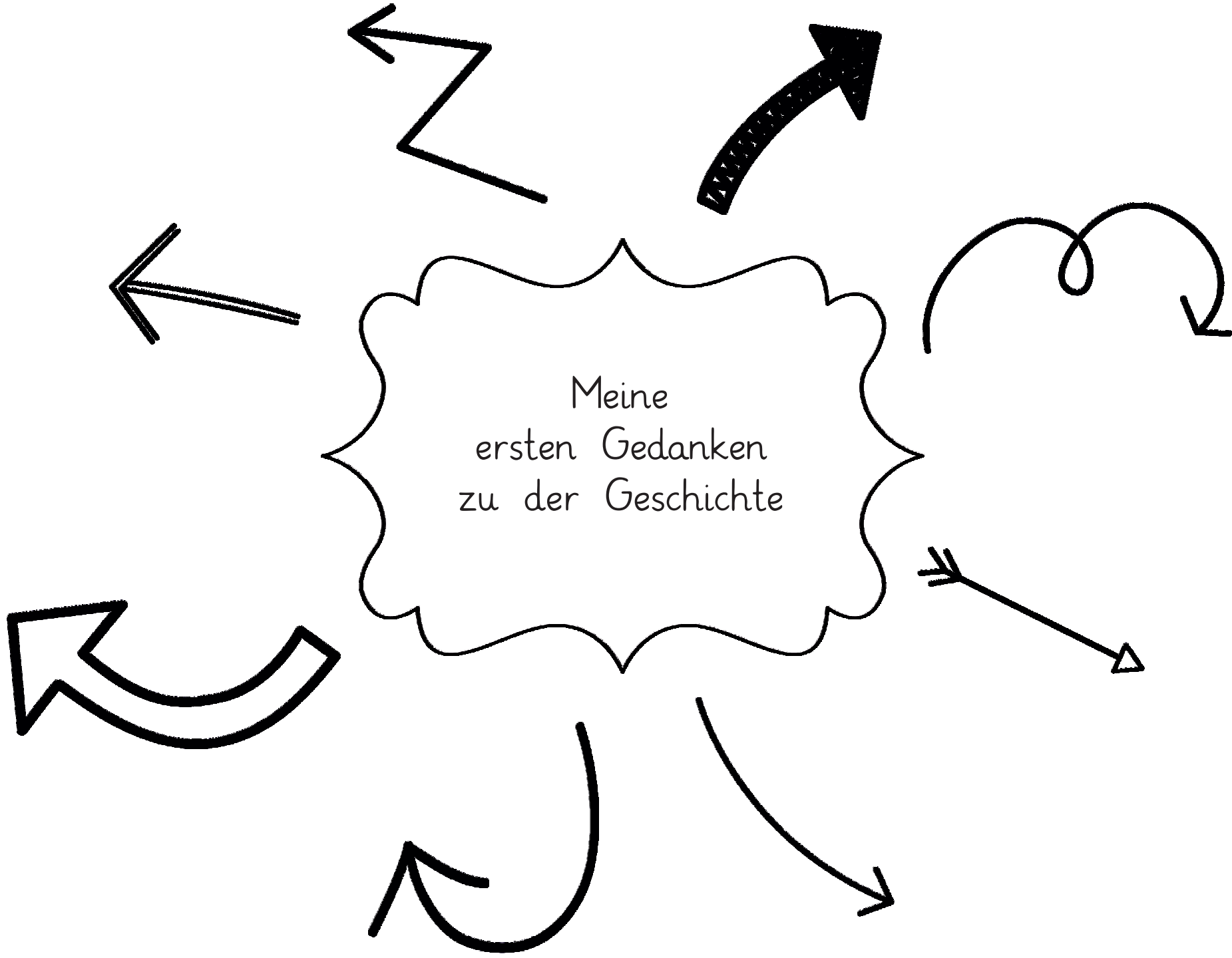
---

Verlag:

---

Erscheinungsjahr:

---







# Gedankenkarte




# Meine ersten Eindrücke und Gedanken








Klebefläche




Die beeindruckendsten  
Stellen im Buch waren.....



Eine Postkarte von \_\_\_\_\_ an \_\_\_\_\_



A large rectangular frame representing a postcard. In the top right corner, there is a stamp box with a scalloped border. To the left of the stamp box is a circular postmark with wavy lines extending to the left. Below the stamp box, there are four horizontal lines for an address.

Klebefläche





Die Hauptperson / Hauptfigur

# Wichtige Personen









Lieblingsfigur im Buch




Klebefläche

# Handlung in Bildern



Klebefläche

# Handlung in Stichworten





# Mein Zeitungsbericht zur Geschichte



Schlagzeile

Unterüberschrift

Bericht/Text

Bild

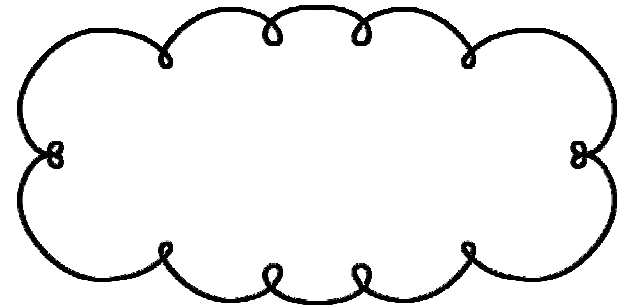
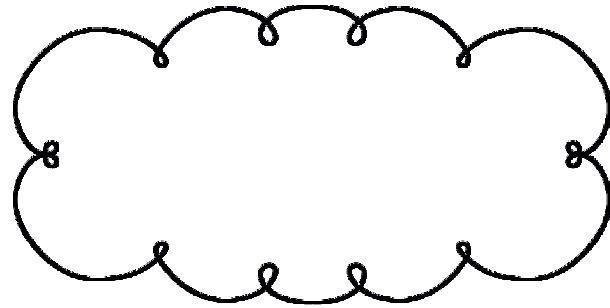
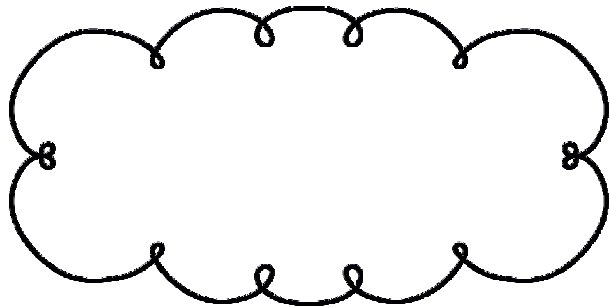
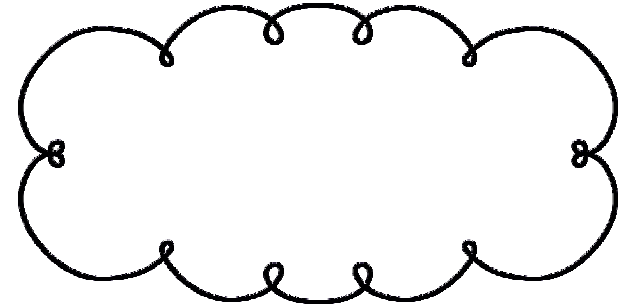
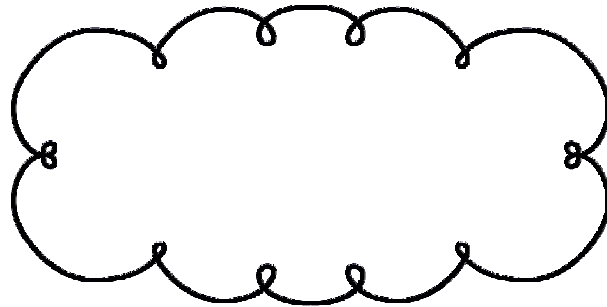
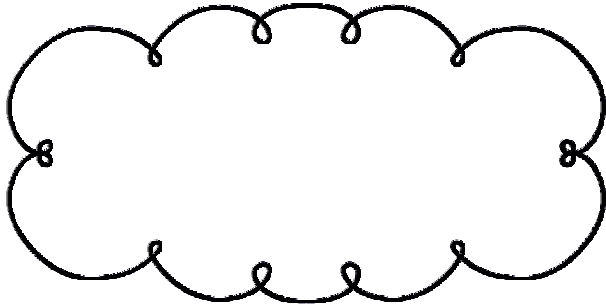
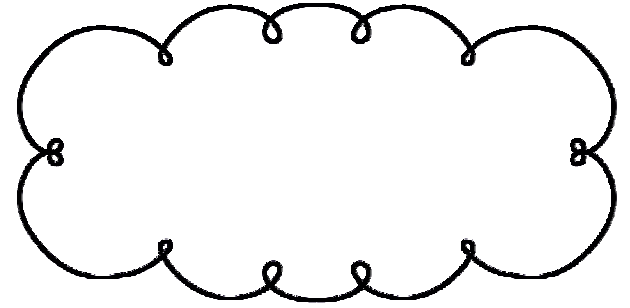
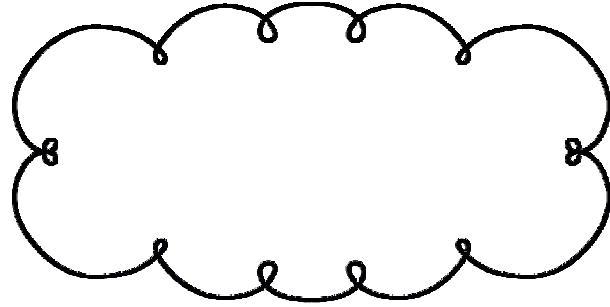
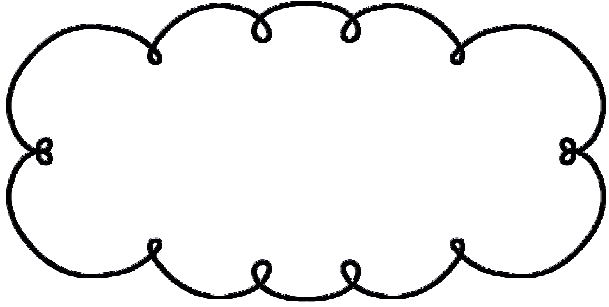
Bildunterschrift

Klebefläche

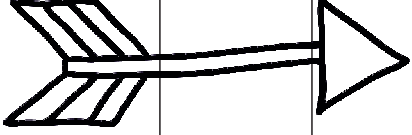
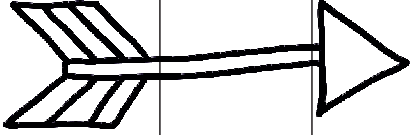
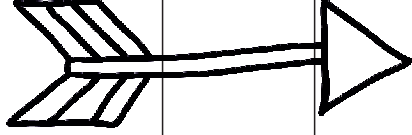
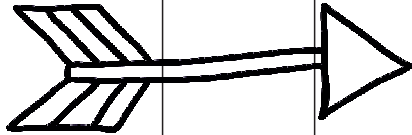
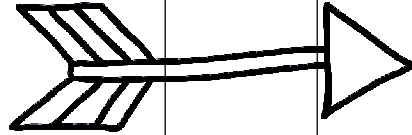
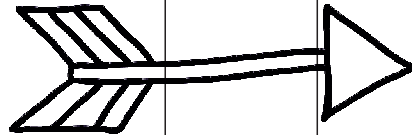
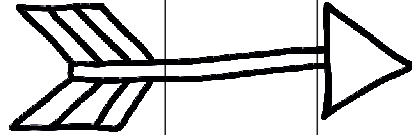
So hätte es in der Zeitung stehen können:




# Unbekannte Wörter



# Worterkklärungen:

# Meine Buchempfehlung



So viele Sterne gebe ich dem Buch



Das hat mir an dem Buch gefallen:

---

---

Das hat mir nicht so gut gefallen:


---

---


Ich kann das Buch weiterempfehlen:

ja

nein



# Meine Buchrezension



---

---

---

---

---


---

---

---

Klebefläche

Z O - S Z E N T E R I C C B




Z O - S Z E N T E R I C C B

Klebefläche

Das geschieht  
im Buch:

Klebefläche















Lieblingszitat

# Wichtige Orte







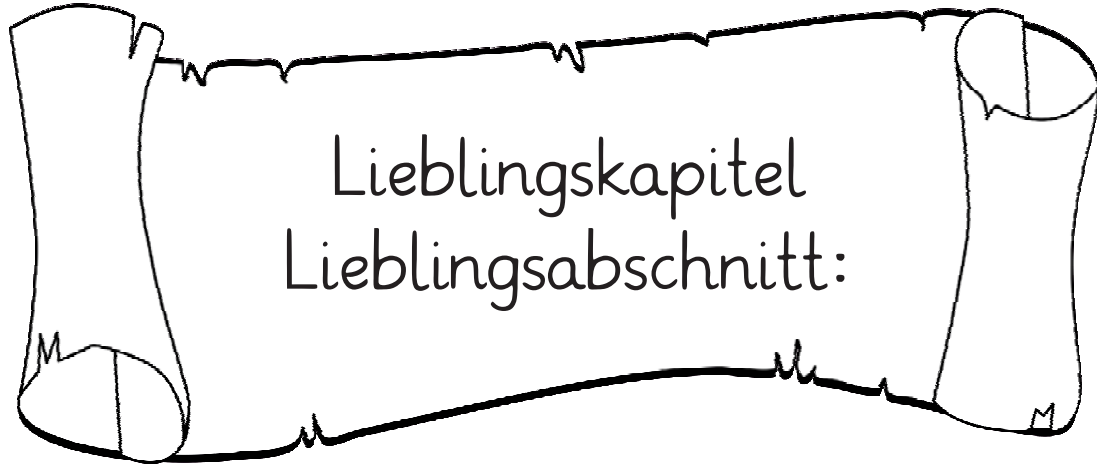
Gefühle






Du schreibst mit deiner Freundin  
/deinem Freund über das Buch:






Lieblingskapitel  
Lieblingsabschnitt:



Offene Fragen



Das möchte ich  
noch wissen:



# Das war besonders.....

spannend

traurig

gruselig

aufregend

lustig



gefährlich

mutig

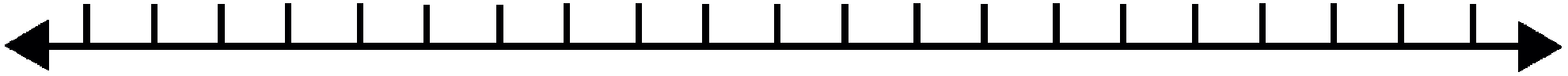
grausam


dumm

langweilig



# Zeitleiste



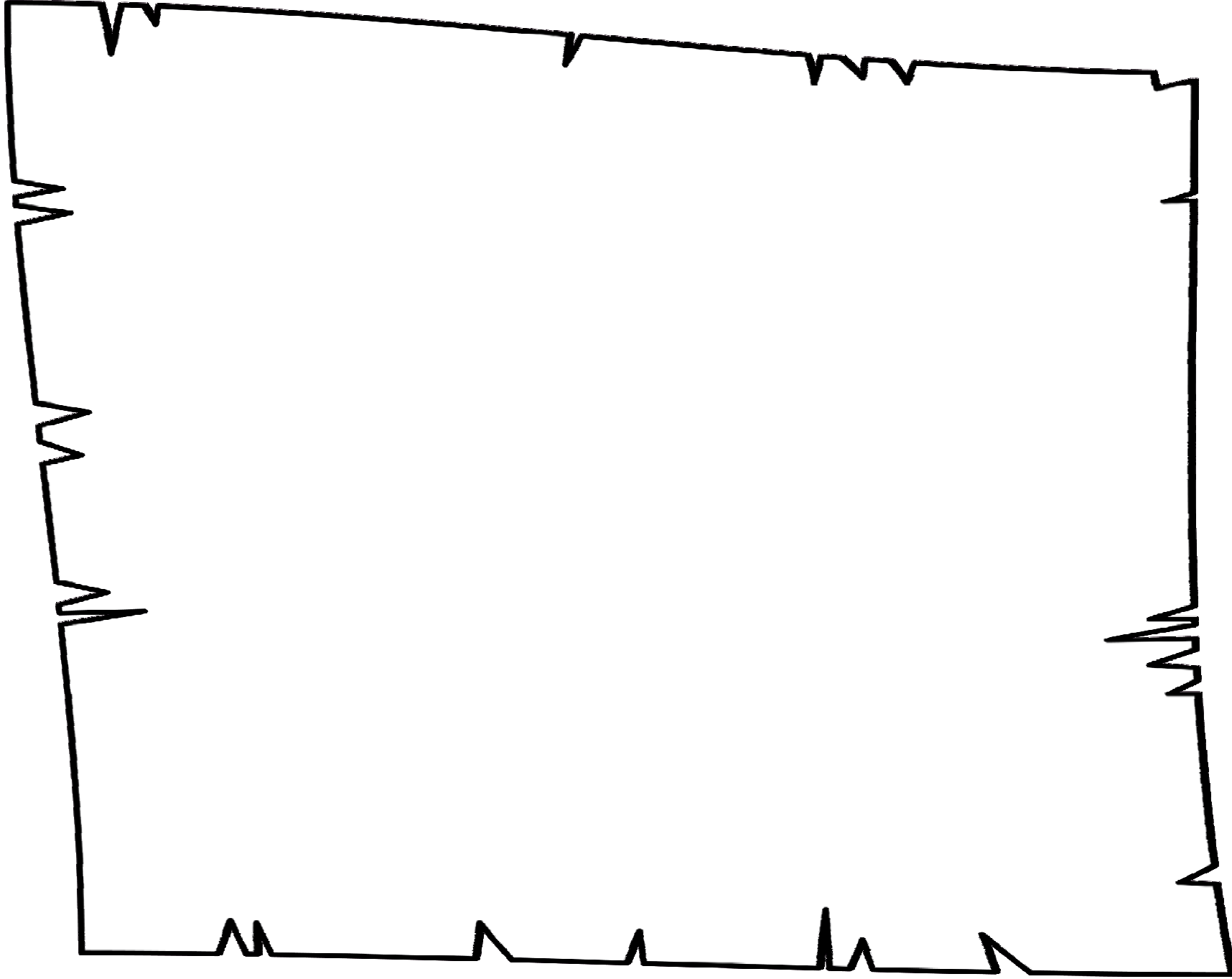


Klebefläche

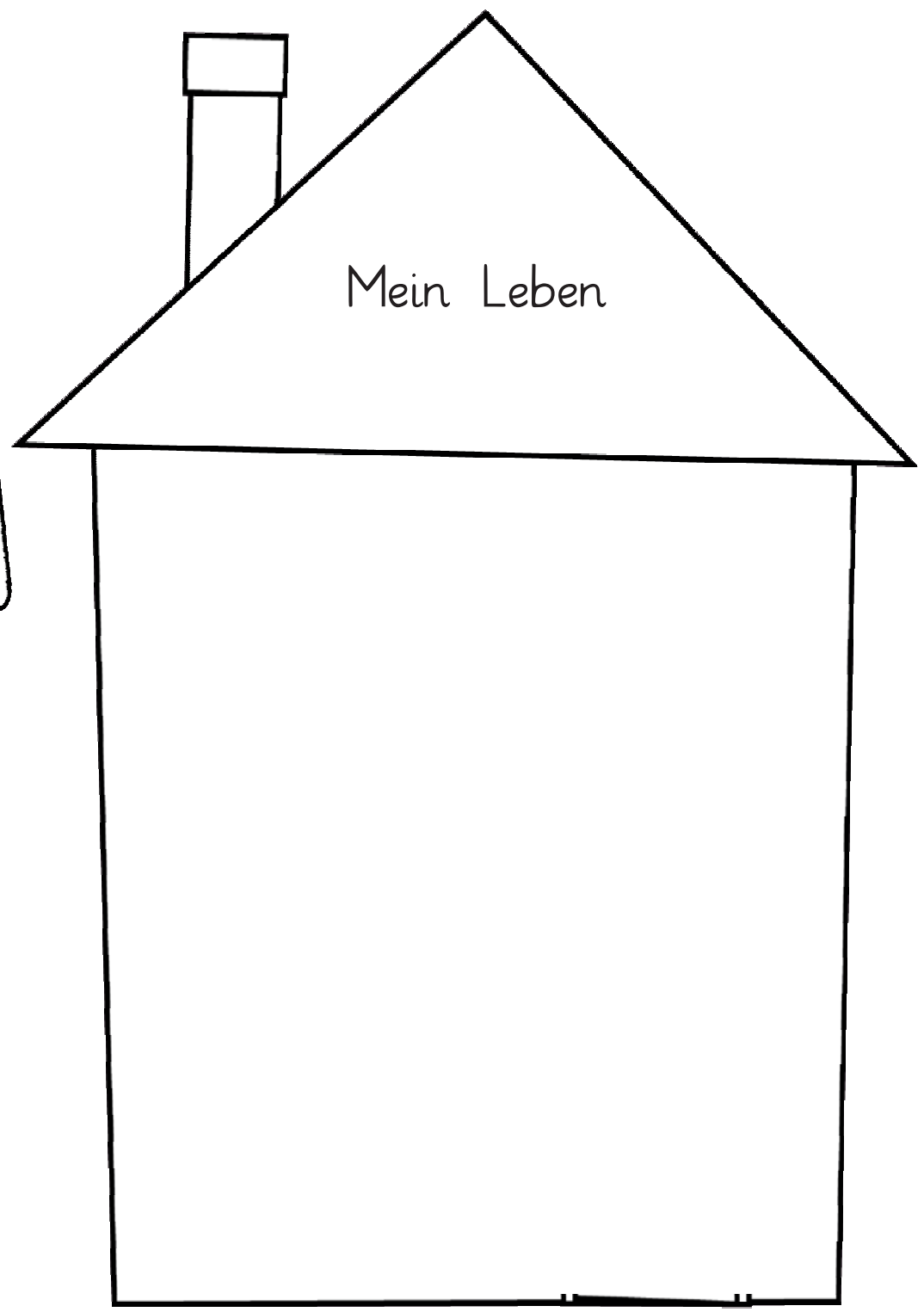


Klebefläche

# Schatzkarte zum Buch



Klebefläche



Klebefläche

[www.zaubereinmaleins.de](http://www.zaubereinmaleins.de)

Illustrationen:

[https://www.teacherspayteachers.com/Store/Paula - Kim - Studio](https://www.teacherspayteachers.com/Store/Paula-Kim-Studio)

<https://www.teacherspayteachers.com/Store/Melonheadz>

[https://www.teacherspayteachers.com/Store/Hidesys - Clipart](https://www.teacherspayteachers.com/Store/Hidesys-Clipart)

Grundschrift:

[http://www.lernsoftware - mathematik.de/?p = 1167](http://www.lernsoftware-mathematik.de/?p=1167)